

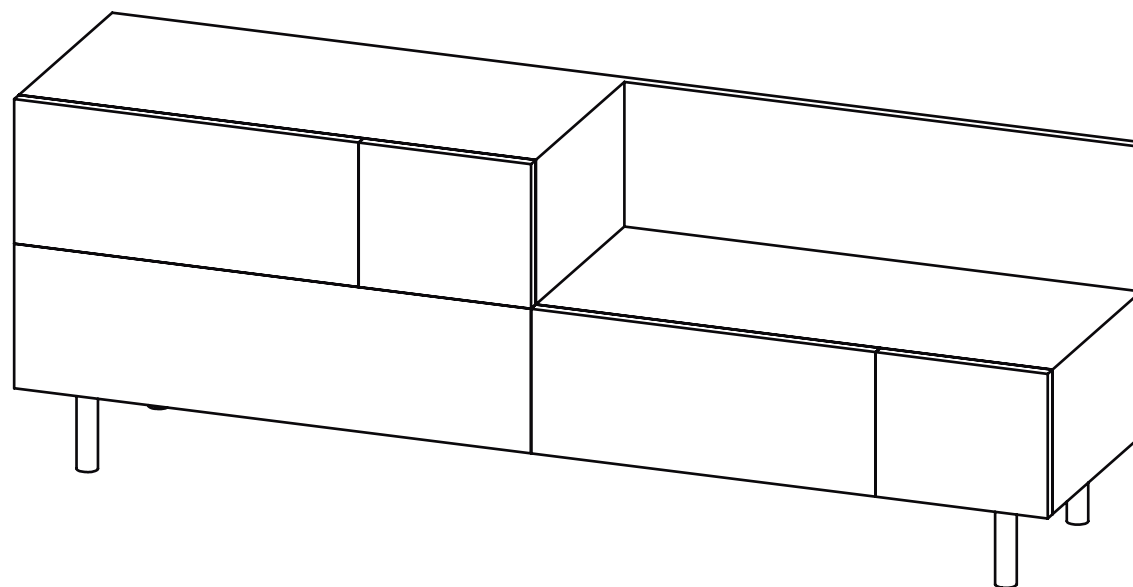


# Mueble Entrada 180



M  B L E B O

ECO DESIGN BY CHUS VIVES



## Mueble Entrada 180

---

180x65x45cm

# Plano montaje Mueble Entrada 180

M  B L E B

ECO DESIGN BY CHUS VIVES

Detalle del conjunto:

- (A) Módulo 90 cm 3 cajones
- (B) Módulo 90cm 1 cajón
- (C) Tapa trasera 90cm
- (D) 2 Juegos de patas

